



Alucci™

Luxurious Matte Surfaces

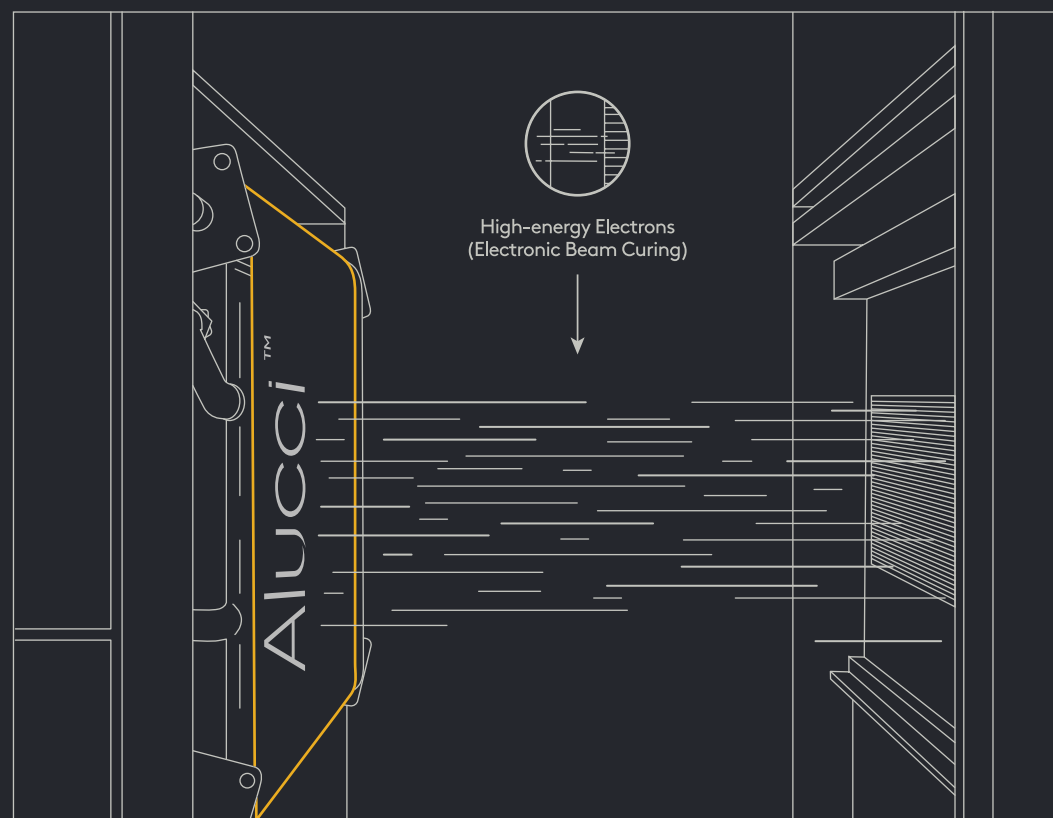


Alucci™

Luxurious Matte Surfaces
A new generation of materials

Wall Lining Alucci™ Apex Green Slate
Counter Alucci™ Apex Green Slate
Island Counter detail Benchtop Laminex™ Woodgrain Bisque
Wall Lining behind Counter Laminam® I Naturali Calacatta Oro Venato

Electron Beam Cure (EBC) Process



Alucci™

Luxurious Matte Surfaces

Next generation of materials and technology

Ground-breaking European innovation that uses high-energy electrons at a controlled rate to cure and create the ultimate smooth and abrasion resistant surface.

The result is a surface that delivers superior fingerprint and scratch resistance, coupled with natural silver ion antibacterial protection, to ensure your surface stays looking smarter and cleaner for longer.

Performance Attributes

- Non porous material with a warm finish and feel
- Superior scratch resistance compared to other surfaces like traditional laminates
- Scuffs and abrasions are repairable using a melamine sponge (commonly known as a magic sponge)
- Antimicrobial protection – with natural silver ion
- Fingerprint resistant
- Stain and heat resistance comparable to traditional laminates (refer to Technical Data Sheet for details)
- UV stable indoor use
- Fire rating of Group 3
- 7 year warranty



Scratch Resistant



Abrasion & Scuff Repairable



Fingerprint Resistant



Antimicrobial



Fire Rating



Stain Resistant



Heat Resistant



Water Repellent



UV Stable Indoor Use



7 Year Warranty







Alucci™

Apex


Matte Velvet Touch Collection



Black



Oyster Grey




French Navy



Stormcloud



Green Slate



White

The colours of the photographs and swatches depicted in this brochure are as close to the Alucci™ Apex range as modern photographic, lighting and printing process allow. We always recommend making final colour selections from an actual sample.

Common Applications

Alucci™'s warm velvety feel brings a sense of luxury to every application, and is suitable for both residential and commercial spaces.

- Benchtops/countertops
- Internal doors
- Furniture
- Wall linings
- Splashback/upstands

Alucci™ Apex needs to be pressed to a suitable substrate and then adhered to the wall.



Alucci™

Apex

Availability Guide

Colour	Sheet Size	Sheet Size Thickness	Matching ABS Edgetape	Edgetape Size	Unglued
Black	3600x1500mm	0.7mm	Black	42x1mm	✓
French Navy	3600x1500mm	0.7mm	French Navy	42x1mm	✓
Green Slate	3600x1500mm	0.7mm	Green Slate	42x1mm	✓
Oyster Grey	3600x1500mm	0.7mm	Oyster Grey	42x1mm	✓
Stormcloud	3600x1500mm	0.7mm	Stormcloud	42x1mm	✓
White	3600x1500mm	0.7mm	White	42x1mm	✓

Key Product Details

- Large sheet size of 3600 x 1500 x 0.7mm gives greater optimisation
- Non-postformable so we recommend either clashing or edging with Alucci™ edgetape

Press to your choice of substrate

- Such as particleboard, MDF or a good quality ply
- If using in vertical applications as a panel, the balance backing sheet should be High Pressure Laminate of the same 0.7mm thickness

Key Considerations

- Alucci™ is a non-postformable laminate so edging specification is required. Most commonly used is our ABS matching edgetapes available across the full collection or it can be clashed with Alucci™ Apex.
- The material that makes up ABS edgetape is different to Alucci™ technology and therefore is not as scratch resistant and may scratch white, this should be considered when specifying.
- The ultra-matte finish of Alucci™ does mean the colour will differ from a standard Laminex™ Formica of the same name and colour. It's important to request a sample for true colour representation. This colour difference does not constitute a defect.
- With darker and more heavily pigmented colours, dust, deep scratches, haziness and marks left by excessive hard water exposure are more visible.



Front Plinth Alucci™ Apex Oyster Grey
Back Plinth Alucci™ Apex Stormcloud
Wall Lining Alucci™ Apex White



Care and Maintenance

- Use a mild dishwashing detergent diluted in water to remove greasy marks. Dab, wait and wipe away. Finish with an all-purpose cleaner such as Ajax Spray 'n' Wipe and dry with a clean micro-fibre cloth.
- The minerals in water may leave visible trace marks particularly on dark surfaces. Always dry water from surfaces with a clean dry cloth.
- Use a melamine sponge (commonly known as a magic sponge) to easily repair abrasion and scuff marks.
- Never use abrasive cleaners - even those in liquid form - as they may mark the surface.
- For more information visit laminex.co.nz



Order Samples

Visit laminex.co.nz to order your samples today.

VISIT US
laminex.co.nz

CALL US
0800 999 939



Alucci™

VISIT US

laminex.co.nz

CALL US

0800 303 606

SAMPLES

laminex.co.nz

or 0800 999 939

©Copyright Reserved 2020, Laminex New Zealand™. Laminex New Zealand™ is a registered trademark of Fletcher Building Products Limited. Laminex New Zealand™ is a trademark used under licence by Fletcher Building Products Limited trading as Laminex New Zealand™. Alucci™ is a registered trademark of Laminex New Zealand™ or its related company licensors. J008948 10/20

Laminex™
NEW ZEALAND